

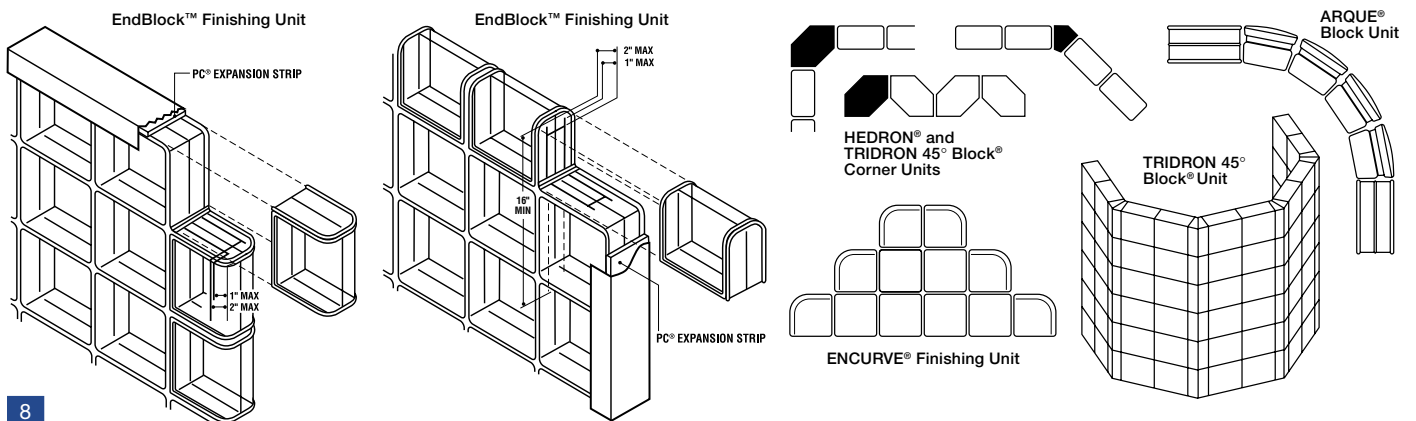
Premiere Series Glass Block Products

Pattern	Nominal Size ¹ (mm) (Actual size is 1/4" less than nominal)	Weight/ft ² installed with mortar	Heat Trans- mission ² U Value (Btu/hr ft ² °F)	Thermal Resis- tance ² R Value (hr ft ² °F/Btu)	Visible Light Trans- mission ³ (%)	Shading Coef. ⁵	Sound Trans- mission S.T.C.	Impact Strength (in-lbs)
Standard Premiere Series Block — Nominal Thickness = 4"; Actual Thickness = 3/8" (98mm)								
ARGUS®	6" x 6" (146mm)	20 lb/ft ²	0.51	1.96	75	0.65	37	50-60
	8" x 8" (197mm)	20 lb/ft ²	0.51	1.96	75	0.65	39	50-60
	12" x 12" (299mm)	20 lb/ft ²	0.51	1.96	75	0.65	35	50-60
ARGUS® Parallel Fluted	8" x 8" (197mm)	20 lb/ft ²	0.51	1.96	75	0.65	39	50-60
DECORA®	6" x 6" (146mm)	20 lb/ft ²	0.51	1.96	75	0.65	37	50-60
	8" x 8" (197mm)	20 lb/ft ²	0.51	1.96	75	0.65	39	50-60
	12" x 12" (299mm)	20 lb/ft ²	0.51	1.96	75	0.65	35	50-60
	4" x 8" (95 x 197mm)	20 lb/ft ²	0.51	1.96	75	0.65		50-60
	6" x 8" (146 x 197mm)	20 lb/ft ²	0.51	1.96	75	0.65		50-60
ESSEX® AA	8" x 8" (197mm)	20 lb/ft ²	0.51	1.96	50 ⁴	0.45 ⁴	39	50-60
IceScapes®	8" x 8" (197mm)	20 lb/ft ²	0.51	1.96	75	0.65	39	50-60
	4" x 8" (95 x 197mm)	20 lb/ft ²	0.51	1.96	75	0.65		50-60
	6" x 8" (146 x 197mm)	20 lb/ft ²	0.51	1.96	75	0.65		50-60
SPYRA®	8" x 8" (197mm)	20 lb/ft ²	0.51	1.96	75	0.65	39	50-60
VUE®	6" x 6" (146mm)	20 lb/ft ²	0.51	1.96	75	0.65	37	50-60
	8" x 8" (197mm)	20 lb/ft ²	0.51	1.96	75	0.65	39	50-60
	12" x 12" (299mm)	20 lb/ft ²	0.51	1.96	75	0.65	35	50-60
	4" x 8" (95 x 197mm)	20 lb/ft ²	0.51	1.96	75	0.65		50-60
	6" x 8" (146 x 197mm)	20 lb/ft ²	0.51	1.96	75	0.65		50-60
DECORA® "LX" Filter	6" x 6" (146mm)	20 lb/ft ²	0.48	2.06	50-55 ⁴	.45-.50 ⁴		50-60
	8" x 8" (197mm)	20 lb/ft ²	0.48	2.06	50-55 ⁴	.45-.50 ⁴	40	50-60
	12" x 12" (299mm)	20 lb/ft ²	0.48	2.06	50-55 ⁴	.45-.50 ⁴		50-60
THICKSET® Block — Nominal Thickness = 4"; Actual Thickness = 3/8" (98mm)								
THICKSET® 60 Block — DECORA® & VUE®	8" x 8" (197mm)	25 lb/ft ²	0.51	1.96	75 ⁴	.65	48	50-60
THICKSET® 90 Block — DECORA®	6" x 6" (146mm)	30 lb/ft ²	0.51	1.96	75 ⁴	.65	50	60-80
THICKSET® 90 Block — DECORA® & VUE®	8" x 8" (197mm)	30 lb/ft ²	0.51	1.96	75 ⁴	.65	50	60-80
THICKSET® 90 Block — ENDURA™	8" x 8" (197mm)	30 lb/ft ²	0.51	1.96	75 ⁴	.65	50	60-80
VISTABRIK® Solid Glass Block — See Nominal/Actual Sizes Listed								
VISTABRIK® Solid Glass Block	8" x 8" x 3" Nominal 7 ⁵ / ₈ " x 7 ⁵ / ₈ " x 3" Actual (197mm x 197mm x 76mm)	40 lb/ft ²	0.87	1.15	80		53	Exceeds ⁷ 150
	3" x 8" x 3" Nominal 3" x 7 ⁵ / ₈ " x 3" Actual (76mm x 197mm x 76mm)	40 lb/ft ²	0.87	1.15	80			Exceeds ⁷ 150
	8" x 8" x 1 ¹ / ₂ " Nominal 7 ⁵ / ₈ " x 7 ⁵ / ₈ " x 1 ¹ / ₂ " Actual (197mm x 197mm x 38mm)	40 lb/ft ²	0.87	1.15	80			Exceeds ⁷ 150
STIPPLE Finish	8" x 8" x 3" Nominal 7 ⁵ / ₈ " x 7 ⁵ / ₈ " x 3" Actual (197mm x 197mm x 76mm)	40 lb/ft ²	0.87	1.15	80		53	Exceeds ⁷ 150
1/8" FLAT SHEET GLASS COMPARISON			1.04	0.96	90	1.00	28	

Pittsburgh Corning Glass Block Products *Continued*

Pattern	Nominal Size ¹ (mm) (Actual size is 1/4" less than nominal)	Weight/ft ² installed with mortar	Heat Trans- mission ² U Value (Btu/hr ft ² °F)	Thermal Resis- tance ² R Value (hr ft ² °F/Btu)	Visible Light Trans- mission ³ (%)	Shading Coef. ⁵	Sound Trans- mission S.T.C.	Impact Strength (in-lbs)
Thinline™ Series Block — Nominal Thickness = 3"; Actual Thickness = 3 7/8" (79mm)								
DECORA®	6" x 6" (146mm)	16 lb/ft ²	0.57	1.75	75	0.65		40-50
	8" x 8" (197mm)	16 lb/ft ²	0.57	1.75	75	0.65	31°	40-50
	4" x 8" (95 x 197mm)	16 lb/ft ²	0.57	1.75	75	0.65		40-50
	6" x 8" (146 X 197mm)	16 lb/ft ²	0.57	1.75	75	0.65		40-50
IceScapes®	6" x 6" (146mm)	16 lb/ft ²	0.57	1.75	75	0.65		40-50
	6" x 8" (146 X 197mm)	16 lb/ft ²	0.57	1.75	75	0.65		40-50
	8" x 8" (197mm)	16 lb/ft ²	0.57	1.75	75	0.65	31°	40-50
DELPHI®	6" x 6" (146mm)	16 lb/ft ²	0.57	1.75	75	0.65		40-50
	8" x 8" (197mm)	16 lb/ft ²	0.57	1.75	75	0.65	31°	40-50
	4" x 8" (95 x 197mm)	16 lb/ft ²	0.57	1.75	75	0.65		40-50
	6" x 8" (146 X 197mm)	16 lb/ft ²	0.57	1.75	75	0.65		40-50
1/8" FLAT SHEET GLASS COMPARISON			1.04	0.96	90	1.00	28	

Premiere Series Finishing Units						
EndBlock™ Finishing Units		HEDRON® Corner Unit	TRIDRON 45° Block® Unit	ENCURVE® Finishing Unit		ARQUE® Block Unit
DECORA® & IceScapes® Patterns 8" High 6 lbs 2.72 (kg) <i>Premiere Series</i>	DECORA® & IceScapes® Patterns 8" High 4.3 lbs 1.95 (kg) <i>Premiere Series</i>	DECORA® & IceScapes® Patterns 8" High 6 lbs 2.72 (kg) <i>Premiere Series</i>	DECORA® & IceScapes® Patterns 8" High 2.9 lbs 1.28 (kg) <i>Premiere Series</i>	DECORA® Pattern 8" High 5.7 lbs 2.57 (kg) <i>Premiere Series</i>	DECORA® & IceScapes® Patterns 8" High 5.4 lbs 2.43 (kg) <i>Premiere Series</i>	



	Masonry Wall Construction		Non-Masonry Wall Construction		Channel Framing/ Panel Anchor Framing
	Max Area /Panel (ft ²)	Max Ht or Width (ft)	Max Area /Panel (ft ²)	Max Ht or Width (ft)	
	120	12	94	10.75	■
	120	12	94	10.75	■
	120	12	94	10.75	■
	120	12	94	10.75	■
	120	12	94	10.75	■
	120	12	94	10.75	■

■ 45 Min
▲ 60 Min
● 90 Min

Footnotes for Charts on Pages 6-9


- ¹ Size—Block are manufactured to a ± 1/16" (2mm) tolerance.
- ² Heat Transmission/Thermal Transmission—Winter night values. To calculate instantaneous heat gain through glass panels, see ASHRAE HANDBOOK OF FUNDAMENTALS, 1997, Section 29.26.
- ³ Light Transmission—Values ±5%.
- ⁴ Light Transmission/Shading Coefficient—Estimated figures based on accumulated data.
- ⁵ Shading Coefficient—Based on 8"-sq. units; ratio of heat gain through glass block panels vs. that through a single light of double-strength sheet glass under specific conditions.
- ⁶ Sound Transmission—Assembly construction with KWik'N EZ® Silicone System.
- ⁷ Impact Strength—Produces surface mar only.
- ⁸ Channel/Panel Anchor Framing—Panel anchor framing construction is not permitted in window assemblies for 90- minute fire ratings.

Pittsburgh Corning Glass Block Product Specifications

A Pittsburgh Corning Architectural Binder is available through your local territory representative. Pittsburgh Corning Glass Block product specifications data is also stored electronically on CD-ROM and is available through SweetSource directly or via our website www.pittsburghcorning.com.

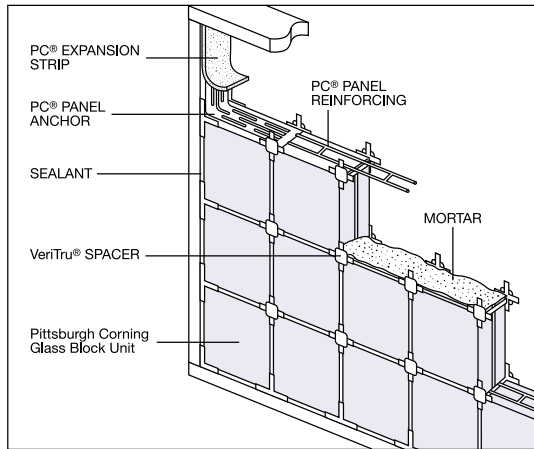


gives you the beauty and durability of real glass block with less installation hassle.

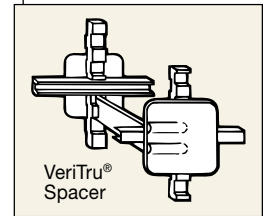


This new, lighter weight design (2" thick glass block), means LightWise® Windows are even easier to install: just place in the opening and fasten along the built-in nailing fins.

Panel Construction Using VeriTru® Spacers



The one-piece, all plastic VeriTru® Spacer speeds construction, assures uniform placement and helps keep panel flush. Can now be used in fire-rated panels.



Special spacers are available for the VISTABRIK® and ARQUE® Block.

PC® Panel Reinforcing, Panel Anchors & Expansion Strips



PC® Panel Reinforcing (top)—used in panels over 25 sq. ft. in area—is embedded horizontally in the mortar joints between every other course. Panel Reinforcing is formed of two, parallel wires, either 1 5/8" on-center (for use with Thinline™ Series Glass Block or VISTABRIK® Units) or 2" on-center (for use with *Premiere Series* Glass Block), with butt-welded cross-wires at regular intervals; 4' and 10' lengths are available.

PC® Panel Anchors (middle) are used to tie Pittsburgh Corning Glass Block panels into the surrounding framework when channels are not used. Formed from 20 gauge perforated-then-galvanized steel strips, panel anchors are available in 1 3/4" widths x 24" lengths.

PC® Expansion Strips (bottom), made of white polyethylene, are inserted at the head and jams. The strips replace mortar at these points to cushion the glass block and allow the panel to expand and contract freely. For metal channel or masonry chase construction, PC® Expansion Strips are available 3/8" thick x 4" wide x 24" long. For panel anchor construction, standard 4" wide strips are easily cut to 3" width, for 3 7/8" *Premiere Series* block; and to 2 1/4" width, for 3 1/8" Thinline™ Series Block.

The New KWik'N EZ® Rigid Track Silicone System



The new KWik'N EZ® Rigid Track spacer design allows you to easily install glass block in many areas of your home. Precision cut vertical spacers combine with the horizontal spacers to make installing your Pittsburgh Corning Glass Block panel quicker and easier than ever before. The components of the KWik'N EZ® Rigid Track Silicone System include the following:

- 36" Horizontal Rigid Track Spacers
- 7 3/4" Vertical Rigid Track Spacers
- 48" Perimeter Channel
- Pittsburgh Corning Glass Block Sealant

The KWik'N EZ® Rigid Track Silicone System Kit includes the following:

- 3 - 36" Pieces Rigid Track Horizontal Spacer
- 12 - 7 3/4" Pieces Rigid Track Vertical Spacer
- 1 - tube Pittsburgh Corning Glass Block Sealant
- 1 - Striking Tool
- 1 - Installation Instructions

Additional component items are sold in bulk to supplement the KWik'N EZ® Rigid Track Silicone System Kit.

Other Accessories

Additional materials—such as premixed mortar, channels or framing, packing, sealants and asphalt emulsion are available from other manufacturers.